



IPET N° 132 – PARAVACHASCA

CURSO: 2° AÑO A - B – C - D

ESPACIO CURRICULAR: LENGUA EXTRANJERA - INGLÉS

DOCENTES: LEYES, EVANGELINA (2° A – B – D)

DUTTO, VERÓNICA (2° C)

TP N° 1 - MARZO



Trabajando juntos lograremos mejores resultados!!

TEMAS A TRABAJAR ESTE 2024:

- Repaso del año anterior (verb TO BE – números – colores – útiles escolares – pronombres personales e interrogativos)
- Verbo HABER : THERE IS – THERE ARE (en todas sus formas + - ?), descripción del taller, de habitaciones en una casa, del aula o distintos lugares usando vocabulario específico.
- Verbo PODER: CAN (en todas sus formas + - ?) para expresar posibilidad y habilidad.
- Verbo TENER: HAVE GOT – HAS GOT (en todas sus formas + - ?) para describir a una persona usando diferente vocabulario de las partes del cuerpo y de la vestimenta.
- Tiempo verbal PRESENTE SIMPLE (en todas sus formas + - ?) para expresar rutinas o hábitos.



¿Qué espero aprender este año?

¿Hay algún tema que ya conozco? Cuál?

¿Cómo debo estudiar o preparar la materia?

**PRESTAR ATENCIÓN EN CLASES – COMPLETAR LAS ACTIVIDADES – RE HACER
LOS EJERCICIOS EN CASA - COMPLETAR LAS TAREAS - SIEMPRE SIEMPRE
PREGUNTAR LO QUE NO ENTIENDAS.**

¿Cómo voy a ser evaluado?

- Trabajo en clase (participación oral y realización de actividades)
- Carpeta completa (TP impresos o copiados + actividades propuestas por los docentes durante la hora de clase)
- Respeto de los acuerdos de convivencia escolar.
- Evaluación (escrita u oral) del tema trabajado en el Trabajo Práctico.



El objetivo de este TP es reconocer el verbo TO BE – SER/ESTAR en todas sus formas y reconocer vocabulario adquirido el año anterior (útiles escolares y colores).

* Pay attention to the chart and then complete the activities.
(Presta atención al cuadro y luego completa todas las actividades).

TO BE

| AFFIRMATIVE | NEGATIVE | INTERROGATIVE |
|-------------|-------------------------|----------------|
| | SUJETO + TO BE + NOT | TO BE + SUJETO |
| I AM | I am NOT | AM I? |
| YOU ARE | YOU are NOT | ARE YOU? |
| HE IS | HE is NOT | IS HE? |
| SHE IS | SHE is NOT | IS SHE? |
| IT IS | IT is NOT | IS IT? |
| WE ARE | WE are NOT | ARE WE? |
| YOU ARE | YOU are NOT | ARE YOU? |
| THEY ARE | THEY are NOT | ARE THEY? |



www.mundoprimary.com






2- Complete the chart with the different forms of the verb TO BE.
(Completa el cuadro con las distintas formas del verbo SER-ESTAR).

TO BE (Present simple)

| Affirmative | Negative | Interrogative |
|-------------|-----------------|---------------|
| I _____ | I _____ not | _____ I ? |
| You _____ | _____ are _____ | Are _____ ? |
| _____ is | He _____ | Is _____ ? |
| She _____ | She is _____ | Is she ? |
| It _____ | It _____ not | _____ it ? |
| _____ are | We _____ not | _____ we ? |
| You _____ | _____ not | Are _____ ? |
| They _____ | They are _____ | _____ they ? |

edufichas



www.edufichas.com

3- Choose the right option. (Elige la opción correcta.)

1. Clara is am are my best friend.

2. I is am are an honest boy.

3. My toy cars is am are in the box.



4. We is am are from Hong Kong.

5. Our dog is am are two years old.

6. You is am are tall and strong.

7. My father is am are a doctor.






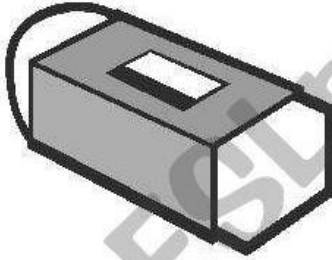
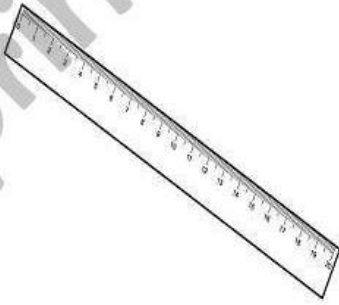

8. They is am are my birthday presents.

9. Joe and I is am are good students.



4- *Let's complete and colour the school objects !* (Completa y colorea los útiles escolares)


1. Colour the Classroom Objects.

| | | |
|---|---|---|
|  |  |  |
| The p_nc_l is blue. | The p_nc_l c_s_ is red. | The p_n is orange. |
|  |  |  |
| The r_bb_r is green. | The r_l_r is yellow. | The b__k is pink. |

Name: _____ Date: _____



5- Look at the picture, then complete activity nº 6 (Mira el cuadro con los distintos pronombres y luego completa la actividad 6).



6- Replace the underlined word/words with an appropriate personal pronoun (Reemplaza las palabras subrayadas con el pronombre personal correcto).

- 1- Sarah is the tallest in the class.
- 2- Jenny and I are best friends.
- 3- Andrew is my uncle.
- 4- Pam and John are architects.
- 5- The elephant is grey.
- 6- My sister is older.

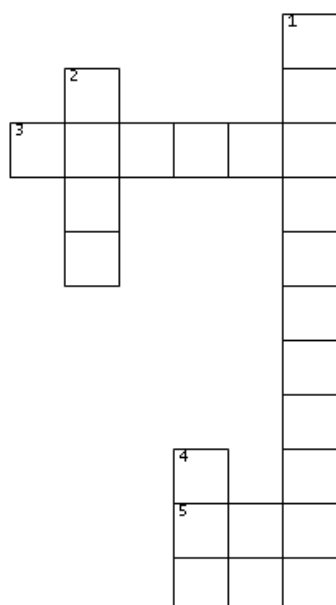


7 - Complete the text with the correct form of the verb To Be (AM – IS – ARE), then complete the True – False activity. (Completa el texto con la forma correcta del verbo SER-ESTAR y luego completa la actividad de Verdadero – Falso).

Mathew a good student. He..... 17 years old. He..... from Salta. He loves playing the guitar and being with friends. His friends..... Paul and Tom. They good students, too. They..... musicians in their free time. They enjoy and love music.

- 1- They are from Argentina.
- 2- Mathew is a student.
- 3- Paul is not his friend.
- 4- They are mechanics in their free time.
- 5- He is old.
- 6- He is not a musician.

8- Complete the crossword! (Completa el crucigrama)





Down:



Across:



9- Let's play BINGO with numbers!! (Bingo de números).

| | | | |
|--|--|--|--|
| | | | |
| | | | |
| | | | |

| | | | |
|--|--|--|--|
| | | | |
| | | | |
| | | | |

| | | | |
|--|--|--|--|
| | | | |
| | | | |
| | | | |

