


## TRABAJO PRÁCTICO N°5

El objetivo del trabajo es identificar vocabulario relacionado a las comidas y bebidas. Clasificarlos en contables e incontables. Diferenciar el uso de a/an, some y any.


ACTIVITY N°1: Number and classify. (Enumera y clasifica)



# FOOD and Drinks

Write the correct number for this food and drinks. Then find the words in the word search.

1. bacon	5. chicken	9. egg	13. juice	17. salmon	21. sushi
2. bread	6. chips	10. ham	14. milk	18. soup	22. tea
3. cake	7. coffee	11. hamburger	15. pizza	19. spaghetti	23. toast
4. cheese	8. coke	12. icecream	16. salad	20. steak	24. yoghurt



H	A	M	B	U	R	G	E	R	I	B	A	S	T	E	A
N	R	E	B	A	Q	K	O	T	R	L	B	R	E	A	D
M	Z	A	H	J	C	I	C	H	I	C	K	E	N	X	I
F	I	E	W	V	H	O	C	N	R	U	O	C	E	H	C
P	A	L	V	T	E	G	N	U	J	U	I	C	E	Y	E
I	T	S	K	O	E	R	B	E	W	L	P	O	F	B	C
Z	E	P	S	A	S	Y	I	P	G	C	A	K	E	W	R
Z	F	A	T	S	E	A	S	U	S	H	I	O	D	S	E
A	C	G	D	T	T	S	E	C	O	B	R	Q	G	A	A
C	F	H	C	Z	Z	T	C	O	F	F	E	E	V	L	M
F	L	E	I	N	U	E	O	K	A	E	M	F	E	A	L
C	E	T	I	P	D	A	P	E	F	H	A	M	S	D	M
E	U	T	S	B	S	K	E	O	G	A	D	P	O	G	H
Y	G	I	E	Q	Z	L	P	F	Y	O	G	H	U	R	T
V	A	G	D	S	A	L	M	O	N	A	S	J	P	D	I

# COUNTABLE AND UNCOUNTABLE NOUNS

## Countable Nouns(Sustantivos contables)

. Cuando se puede contar con unidades. Ejemplo: a book, an apple, two oranges.

## Uncountable nouns( Sustantivo incontable)

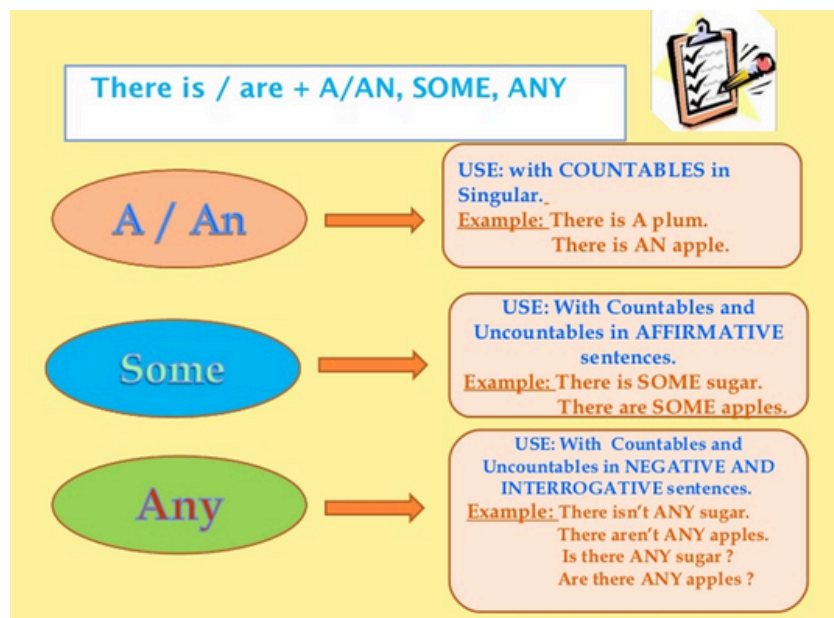
.Cuando no se puede contar con unidades. Por ejemplo: Water es incontable porque no se puede decir one water, two waters. Se necesita otra expresion como "one bottle of water" (una botella de agua).

ACTIVITY 2: CLASSIFY THE WORDS IN ACTIVITY 1 INTO COUNTABLE AND UNCOUNTABLE.



COUNTABLE	UNCOUNTABLE

**A/AN**  
**SOME**  
**ANY**



### ACTIVITY N°3: COMPLETE WITH A - AN - SOME.

1. I have \_\_\_\_\_ good idea.
2. That's \_\_\_\_\_ interesting job!
3. They have found \_\_\_\_\_ gold in that old mine.
4. Do the Smiths have \_\_\_\_\_ yellow van?
5. Look! He's having \_\_\_\_\_ water.
6. He always likes \_\_\_\_\_ piece of chocolate.
7. I have \_\_\_\_\_ homework to do for tomorrow.
8. There's \_\_\_\_\_ nice girl in the red car.
9. Would you like \_\_\_\_\_ milk with your cookies?
10. How about \_\_\_\_\_ grapes?



### ACTIVITY N°4: Fill in the blanks with "some" and "any".

Completa los espacios con "some" o "any".

1. There isn't ..... eggs left at home.
2. I would like to have ..... cookies.
3. Pour ..... milk on the cereals.
4. Is there ..... milk for my cat?
5. You must buy ..... vegetables.
6. I don't need ..... drinks now.
7. My father wants ..... cream with his coffee.
8. Jim wants to have ..... water.
9. Do you need ..... rice with chicken?
10. I don't have ..... walnuts.

### Reading comprehension: Meals in Britain

**ACTIVITY N°5 Read the texts about the meals in Britain and fill in the table.**

**Hi, my name is Anthony, I'm sixteen years old and I live in Sheffield.**

**I usually eat bread with jam or honey and I drink some milk or orange juice for breakfast. At school, I often eat a sandwich with cheese, salad and tomatoes for lunch. But I also eat hot meals like Pasta, hamburgers or some tomato soup. I don't eat any crisps, I don't like crisps! I sometimes eat fish and chips for dinner.**



**Hello, I'm Julia, I'm sixteen years old and I live in York. I often eat some cereal with milk for breakfast. I never eat sausages, I don't like that! At school, I usually eat a tuna salad with vegetables and eggs. I also eat some fruit and drink some water. I sometimes go with friends to a restaurant and we eat chicken with potatoes and vegetables for dinner. I don't eat any hamburgers, I don't like that!**



## ACTIVITY N°6: FILL IN THE TABLE.

WHEN?	ANTHONY	JULIA
BREAKFAST		
LUNCH		
DINNER		

## SPEAKING

Activity N°7: CONVERSATIONS. WORK IN PAIRS.

### Dialogue 1 :

A: What do you have for breakfast?



B: I would like some toast.

A: How much do you want?

B: Two pieces with jam, please.

A: Here you are.

B: Thank you.



### Dialogue 2:

A: What do you want to eat for lunch?

B: I would like some chicken nuggets with fries.

A: Would you like something to drink?

B: Mmm, yes sure! A diet coke, please.

A: Here you are.

B: Thank you.

*You got this!*

**En el próximo trabajo estudiaremos el verbo "there be" relacionado a las comidas y bebidas.**

### Criterios de Evaluación:

- Participación activa en clases.
- El docente determina el día en el que la secuencia debe presentarse terminada.
- Al finalizar la secuencia, se evaluara de forma escrita y/o oral.